



# January 2024

Sunday	Monday	Tuesday	Wednesday	Thursday	Friday	Saturday
	1 Forgive and forget the mistakes of the past year.	2 Ask students: What will people say when you graduate?	3 Delegate classroom tasks to your students.	4 Tell jokes.	5 Praise students for being punctual.	6 Let your students teach someone else.
7 Don't avoid discussing politics and religion.	8 Don't get too personal... but personal enough to show you care.	9 Give a smile and a pat on the back when a student reaches a goal.	10 Understand that everybody gets frustrated.	11 Be compassionate, yet firm.	12 Teach survival skills.	13 Have class members demonstrate something they know.
14 Discuss the pros and cons of allowing food and beverages in the classroom.	15 Discuss the need for personal space.	16 Textbooks are resources, not road maps.	17 As a class, consider alternate ways to arrange classroom furniture.	18 Eyes express what words cannot...watch what your eyes are saying!	19 Contact your students when they don't come to class.	20 Have information available about free or inexpensive health care providers.
21 Incorporate technology into instruction.	22 Laugh a lot.	23 Ask students to write about the best friend they had growing up.	24 Send students to people who can help them better than you can.	25 Be nice or say something kind to a difficult person.	26 Use good judgement when talking about your personal issues.	27 Talk about where students live or work.
28 Try not to reinforce negative attitudes and behaviors.	29 Encourage students to move on when they are ready.	30 Teach with newspapers and magazines (digital and hard copy).	31 Watch a film in class and then write about it.			 <a href="http://www.ohioaspire.org">www.ohioaspire.org</a>


# February 2024

Sunday	Monday	Tuesday	Wednesday	Thursday	Friday	Saturday
				1 Use a new word every day.	2 Discuss the quotes of great people.	3 Celebrate diversity.
4 Encourage students to share their culture and heritage with the class.	5 Talk about heroes.	6 Ask yourself: is my teaching okay or is it great?	7 Respect is not commanded; it is earned.	8 Give students immediate feedback.	9 Let your classroom be noisy part of the day.	10 Teach students through the lives they live.
11 Ask students about their favorite birthday.	12 Ask students: Who is the most proud of you for returning to school?	13 Bring in Valentine's Day candy for your students.	14 Discuss, then write about the many different kinds of love.	15 Ask students: What have you done that you're proud of?	16 Remember that a classroom can be a scary place.	17 Review progress and goals with students.
18 Ask students: Where would you like to be five years from now?	19 Higher expectations lead to higher achievement.	20 Don't allow excessive joking and teasing in the classroom.	21 Help students find their strengths.	22 Remember to use humorous books in your classroom.	23 Encourage learners to talk about their families.	24 Celebrate something with food.
25 Teach computer skills with many kinds of website.	26 Plan early for a recognition ceremony.	27 Help students discover other learning styles.	28 Laugh when you make a mistake, then demonstrate how you fix it.	29 Peer mentoring is a great learning tool.		 <a href="http://www.ohioaspire.org">www.ohioaspire.org</a>


# March 2024

Sunday	Monday	Tuesday	Wednesday	Thursday	Friday	Saturday
					1 Plan ahead for each day.	2 Ask yourself: Am the only one involved in my class?
3 Watch for library book sales to stock up on classroom learning material.	4 Read to your students.	5 Have a newspaper in your classroom.	6 Discuss a television program and why it's good or bad.	7 Treat students like adults.	8 When you don't know something, admit it.	9 Bring in cookies to share.
10 Call every student by their name at least once every day.	11 Encourage students to keep trying when they don't do well a test.	12 Reward hard work	13 Have students write about something they know about.	14 The classroom is not the dating game.	15 Work on strengthening weaknesses.	16 Respect students' privacy.
17 Ask students: What would you tell someone who is reluctant to register at a program?	18 Create a WhatsApp group for your class.	19 Add posters and cartoons to your classroom walls.	20 Read, discuss and eat fortune cookies.	21 Remember that everyone gets crabby.	22 Teach a relaxation exercise.	23 Encourage students to tell you what they like to read.
24 Have plants in your classroom.	25 Help students review and revise their goals.	26 Ask students: What is your least favorite holiday, and why?	27 Ask students to journal: What might be a barrier to your learning?	28 Share your favorite joke.	29 Explain to students why they take assessments, and what the assessments will show them.	29 Take time to observe your students
31 Encourage students to tell you their strengths as well as their weaknesses.						


# April 2024

Sunday	Monday	Tuesday	Wednesday	Thursday	Friday	Saturday
	1 Start the class off with clean tables every day.	2 Change the room arrangement as often as feasible.	3 Invite your program administrator(s) for coffee with your class.	4 Work your students' interests into your lessons.	5 Use audiobooks in your classroom.	6 Don't give a complicated answer to a simple question.
7 Observe another Aspire teacher in his or her classroom.	8 Refer a student to a career counselor for help you cannot give.	9 Have students invite their best friend to class for a day.	10 Let students know you recognize their efforts.	11 Ask students what things they would change about the classroom if they could.	12 Tell students that every day they come to class is a day they have succeeded.	13 Post resources for support services in class or on a class website.
14 Tell students to take a quick break when they become frustrated with their work.	15 Remind students that as they change, so will those around them.	16 Do not show favoritism.	17 Show students how to use the library. Encourage them to get their own cards.	18 Write a note to a student who needs extra encouragement.	19 Ask students: What do you like or not like about spring?	20 Bring something new to teach with to your classroom every week.
21 Show students how to keep track of their own progress.	22 Post the date of your recognition ceremony in the classroom or on the class website.	23 Encourage the use of journals.	24 Share assessment results in private with students.	25 Keep your own anger under control.	26 Encourage students to discuss questions as a group.	27 Wear comfortable shoes.
28 Teach students to use breaks wisely.	29 Help students learn what kind of study environment best suits them.	30 Teach an anger management technique				


# May 2024

Sunday	Monday	Tuesday	Wednesday	Thursday	Friday	Saturday
			1 Bring in spring flowers for the classroom.	2 Sit down at a table with your students and participate in their learning.	3 Ask students: If you could change one thing about your life, what would you change?	4 Keep a supply of colored pencils, colored overlays, and graph paper handy for students to use freely.
5 Invite disrespectful students to come back to class when they want to learn.	6 Discuss a controversial issue.	7 Share your own hobbies with your class.	8 Have a quiet place to study available for those who need it.	9 Invite past graduates to come and share their successes.	10 Have students interview someone who served in the military.	11 Find new materials to use with students who are struggling.
12 Discuss: What is the meaning of Memorial Day?	13 Show students, individually, how far they have come in their learning.	14 Have former students write letters of welcome and encouragement for new students.	15 Use expression in your voice. Monotones are boring!	16 Teach organizational skills.	17 Practice what you teach.	18 Hold a session on creative writing every month.
19 Be empathetic with your students.	20 Hang maps on your walls.	21 Practice good oral hygiene.	22 Teach students how to study by themselves	23 Teach math without worksheets.	24 Read an interesting article out loud to your students.	25 Watch National Geographic TV in class.
26 Tell riddles to your class.	27 Hold a raffle for good attendance.	28 Talk about famous people.	29 Talk about slogans and what they mean.	30 Have students write to their representatives.	31 Find out student nicknames.	


# June 2024

Sunday	Monday	Tuesday	Wednesday	Thursday	Friday	Saturday
						1 Help students identify their learning problems and find solutions.
2 Teach students how to write a business email.	3 Use colored whiteboard markers, papers, highlighters, and overlays.	4 Walk around the classroom as you teach.	5 Make sure students get answers to their questions.	6 Recognize student birthdays.	7 Remember that new students do not know testing language.	8 Use visual organizers to help learners organize and memorize.
9 Bring donuts to class.	10 Make sure you give feedback on assessment results as soon as you can.	11 Put a journal writing topic on the board every day for students to write about.	12 Have students write notes to absent students.	13 Review the school year. Did you accomplish what you wanted to?	14 Ask students: How can make my teaching better next year?	15 Collect real-life things to use in your classroom.
16 Ask yourself: Do I keep student records accurately, thoroughly, and up to date?	17 Ask yourself: Have I communicated my needs for myself and my students to my supervisors?	18 Ask yourself: Have I helped students revise their goals on a regular basis?	19 Go to lunch with other Aspire instructors to generate new ideas.	20 Sign up for a professional workshop this summer.	21 Learn something new that you can share with your students.	22 Go through the suggestion box (if you use one) and make positive changes.
23 Prepare an agreement or contract for learning with your students.	24 Make sure expectations for class are clear and in writing for every student.	25 Bring materials into the classroom that have a wide range of instructional levels.	26 Choose ways to teach problem solving techniques to your students.	27 Ask another teacher to evaluate you as you teach your class.	28 Have students develop an activity to do with their children.	29 Remember, an angry might be afraid.
30 Tell students that the only failure is in not trying.						

# July 2024


Sunday	Monday	Tuesday	Wednesday	Thursday	Friday	Saturday
	1 Encourage students to register to vote if they are eligible.	2 Help students see that each new skill they learn will help them in other areas of their lives.	3 Plan a math lesson around going out to eat.	4 Ask students: When was the first time you can remember seeing fireworks?	5 Don't let textbooks and worksheets take over your classroom.	6 Make bulletin board space available in your room for students to communicate with each other.
7 Show your students how to figure the tip for a server.	8 Assign students to interview each other.	9 Use air conditioning or fans to keep the classroom comfortable.	10 Share successful practices and ideas with your co-workers.	11 Break skill tasks down into small steps.	12 Have students plan and hold a summer picnic for their families.	13 Find out where your students shop and eat. With permission, leave program fliers in these places.
14 Get businesses to donate items for giveaways and awards for your students.	15 Invite a local business to talk about what they want in an employee	16 Post resources for local daycare providers in your classroom or on class website.	17 Plan a class reunion for graduates from the past five years. Invite your local newspaper to cover it.	18 Keep an emergency supply of personal hygiene products available and accessible.	19 Have a folder of activities that can be used on a moment's notice when things aren't going well.	20 Have students bring in books from home to trade.
21 Invite speakers from trade schools, business schools, and colleges to talk with your students.	22 Can a new student find your classroom easily?	23 Teach your students to use positive self-talk.	24 Put a brainteaser on the board.	25 Ask students: Do your lessons meet the needs of your students?	26 Return emails, texts, and phone calls promptly.	27 Ask students how a lesson relates to their role as a parent, teacher, or worker.
28 Subscribe to one or two good magazines for your classroom.	29 Invite the Red Cross or County Extension Office to make a presentation to your class.	30 Discuss personal safety issues.	31 Teach a lesson outside.			

# August 2024


Sunday	Monday	Tuesday	Wednesday	Thursday	Friday	Saturday
				1 Let students celebrate holidays from other countries in your classroom.	2 Compliment students on their punctuality.	3 Use authentic materials in the classroom.
4 Allow students to express disagreement. Teach them to disagree respectfully.	5 Ask yourself: Am confident enough to let my students evaluate my teaching?	6 Let students work in pairs.	7 Pose a parenting problem and ask your students how they would solve it.	8 Praise a student for reaching a milestone.	9 Practice reading bus schedules. Take students on a bus if they haven't been on one.	10 Play different types of music in your classroom.
11 Be receptive to change.	12 Maintain a positive attitude.	13 Show students respect by giving them your full attention when they are talking to you.	14 First impressions of others can be deceiving.	15 Leave your personal problems at home.	16 Discuss the history, the pros, and the cons of organized labor unions.	17 Allow seasoned class members to help with orientation of new students.
18 Ask students: Who is someone you admire?	19 Share lists of free, local events in your community.	20 Ask your students to share their collections.	21 Fill out a job application in class.	22 Invite a mental health professional to teach stress relief techniques.	23 Be supportive of students going through personal crisis or loss.	24 Share job descriptions from a variety of local businesses.
25 Don't offer unsolicited advice.	26 Help students set realistic timeframes for achieving short- and long-term goals.	27 Don't promise what you can't deliver.	28 Ask students: Who was the best teacher you ever had? Why was he or she the best?	29 Ask students: What is school like for your children? How would you change things for them?	30 Read something motivational before each class session.	31 Have a scheduled time for assessments.




# September 2024

Sunday	Monday	Tuesday	Wednesday	Thursday	Friday	Saturday
1 Ask students: What is one thing you wish you had learned earlier in your life?	2 Ask students: When do children begin to learn?	3 Put things in your classroom that are positive and motivating.	4 Establish a method of sharing news or information with students in your class.	5 Introduce students to the staff they will come in contact with regularly.	6 Make sure your classroom is a place in which you would like to spend time.	7 Show students where things are in your building.
8 Ask students: What do you want to gain from coming to class?	9 Help students write daily goals.	10 Have students introduce themselves. They don't need to share more than their name.	11 Tell students there is a connection between how often they come to class and how quickly they will progress.	12 Have students work in small groups.	13 Emphasize the difference between Aspire and other types of classes.	14 Recruit volunteers to work with individual students in and out of class.
15 Show your enthusiasm for teaching!	16 Greet everyone with a smile and a warm attitude.	17 Plan for every student to be successful in some way each day.	18 Use a variety of assessments with your students.	19 Share your expectations for classroom behavior clear.	20 Ask students to share one way they used their learning outside of class	21 Address test anxiety.
22 If you have students not returning to class, contact them now to find out why.	23 Ask students if they have any good luck charms. Have them bring them in to share.	24 Ask students: Is success a matter of luck, hard work, or both?	25 Tell students they will learn many skills besides math and reading in your classroom.	26 Share the stories of famous HSE graduates with your students.	27 Show students how and where they can keep track of their progress.	28 Keep a suggestion box in your room. Check it regularly.
29 Have students list three things that make learning hard for them.	30 Have students list three things that make learning easy for them.					 <a href="http://www.ohioaspire.org">www.ohioaspire.org</a>


# October 2024

Sunday	Monday	Tuesday	Wednesday	Thursday	Friday	Saturday
		1 Ask students: What is the last memory you have about learning something new?	2 Discuss the meaning of the word "acronym" and find examples in your classroom.	3 Speak to each and every student every day.	4 Lead by example.	5 Keep a journal for yourself.
6 Before class is over, have students write down one thing they learned today.	7 Ask students: What have you always wanted to learn to do?	8 Show students samples of work completed digitally and in hard copy.	9 Guide students in locating materials they need. They may have trouble finding them on their own.	10 Ask yourself if your students are having fun while they learn.	11 If someone doesn't want to learn, find out why.	12 Offer more praise than criticism.
13 Let students take time to look at all the materials in the classroom	14 Use materials from everyday life to teach.	15 Teach a different way every day.	16 Ask students: What would you like to teach your children?	17 Watch the face of a student who is taking a test.	18 Use role play for conflict resolution.	19 Teach skills to discuss difficult topics.
20 Talk about the changing weather.	21 Read poems every now and then.	22 Show pictures or videos of graduation ceremonies.	23 Have students check goals to see if they need to be revised.	24 Do simple science experiments with your students.	25 Find out the history of how Halloween began.	26 Have students write about things they are afraid of.
27 Take a walk outside with your students.	28 Record yourself teaching. Critique yourself.	29 Bring in a recipe for something made with pumpkin.	30 Ask students: What were or are your grandparents like?	31 Use candy corn to do math problems.	 <a href="http://www.ohioaspire.org">www.ohioaspire.org</a>	

# November 2024

Sunday	Monday	Tuesday	Wednesday	Thursday	Friday	Saturday
					1 Find out and discuss current election issues with your students.	2 Share information about volunteer work in your community.
3 Share articles and stories that talk about local elections and candidates.	4 Encourage students to vote if they are eligible.	5 Discuss election results.	6 Give students opportunities to have conferences with you.	7 Invite the American Red Cross to teach students how to perform the Heimlich Maneuver.	8 Ask your students if they understand their assessment results.	9 Give learners choices in where they sit.
10 Ask yourself: Is my classroom inviting?	11 Ask yourself: When was the last time looked at my job description?	12 Ask your students if you are teaching them what they need to learn.	13 Check classroom supplies regularly.	14 Encourage learners to support one another in class.	15 Play a motivational speech in your classroom.	16 Offer explanations of how the lessons you teach in class will help with life outside of class.
17 Regularly use manipulatives to teach with.	18 Let students know you believe in their ability to succeed.	19 Encourage students to express their opinions.	20 Ask students: What are you thankful for?	21 Teach with grocery store flyers.	22 Have students write about what Thanksgiving means to them.	23 Discuss what it means to be grateful.
24 Discuss what it is to be a pilgrim.	25 Discuss good manners.	26 Chart or graph the outside temperature for a week and analyze it.	27 Offer information on when and where in your community to receive extra help for the holidays.	28 Make something with your class using paper, cloth, or wood.	29 Develop a learning contract with students.	30 Bring only positive comments to your next staff meeting.

# December 2024

Sunday	Monday	Tuesday	Wednesday	Thursday	Friday	Saturday
1 Ask someone from another culture to share a holiday tradition with the class.	2 Plan an event for students to help others in some way.	3 Assess life skills.	4 Invite students to share photos of unfamiliar language and objects in the community.	5 Teach proper telephone etiquette.	6 Have students make lists of good employee attributes.	7 Confidence breeds success.
8 Teach negotiation skills.	9 When a learning plateau is reached, review past success.	10 Make cards using the computer.	11 Begin planning an end-of-year party or celebration.	12 Play music in the classroom.	13 Remind students that they always have options.	14 Watch a movie with your class.
15 Draw for door prizes.	16 Write personal and motivating notes to your students to be read during winter break.	17 Invite students to bring in family photographs.	18 Keep information about postsecondary options in your classroom.	19 Encourage students to have a backup transportation plan.	20 Keep jumper cables in your classroom.	21 Debate an important issue.
22 Share information about job opportunities with students as you hear of them.	23 Bring in grocery store ads and coupons to plan for shopping.	24 Reflect on successes of this year.	25 Be thankful for all gifts.	26 Only give praise when it is genuine.	27 Write about: What was the most important lesson you learned this year?	28 Provide time for goal setting and measuring goal attainment during the first weeks of the new year.
29 Bring in hot chocolate to drink.	30 Discuss this morning's lead news story.	31 Make new year's resolutions.				 <a href="http://www.ohioaspire.org">www.ohioaspire.org</a>